

# BEAD Guides Chord Flow

by Timmy Riordan, TimmyRMusic@gmail.com

A 12 Bar Blues is something BEAD Guides Chord Flow offers a great map to. By picking any three letters in a row, and setting them in the correct order you get a 12 bar blues. No fuss. No muss. No theory. Let's start by picking the three letters that will become our chords:



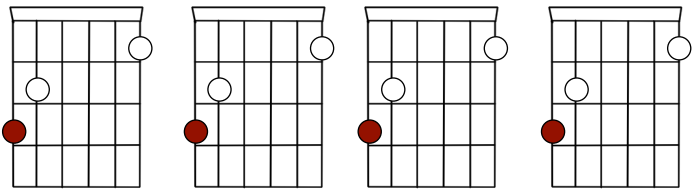
these 3 will do

As you begin learning the blues form, it's good to pick only one kind of chord. I've chosen 7 chords but all major or all minor chords would work too. Each chord chart will represent a bar of four beats.

1) The form begins with four bars of the middle chord.



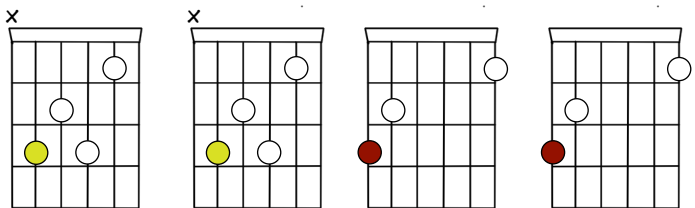
1) G7 G7 G7 G7




2) It moves for two bars to the right chord, then returns to the middle chord for 2 more bars



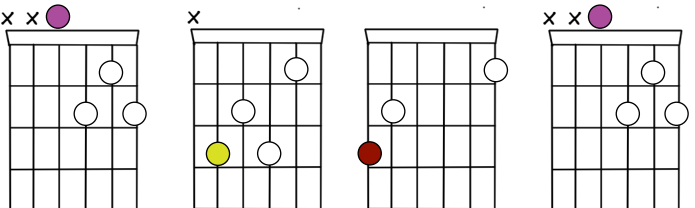
2) C7 C7 G7 G7



3) Then it goes to the left chord, and the right chord



3) D7 C7 4) G7 D7



4) Then returns to the center and finished on the left.

