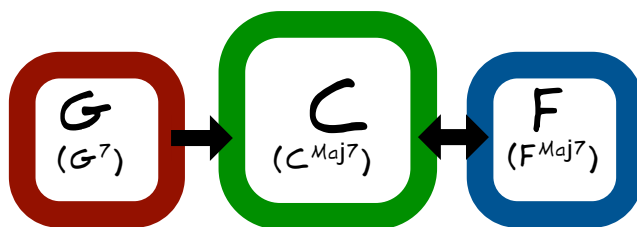
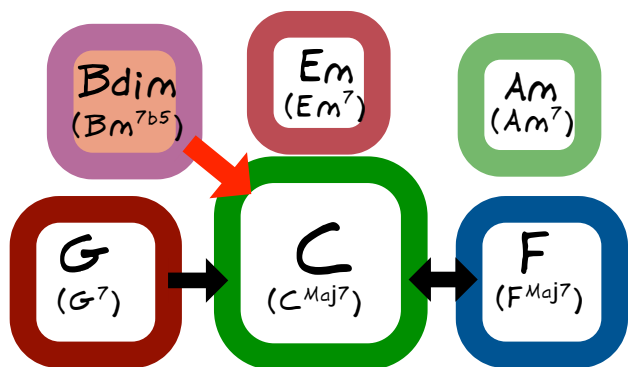
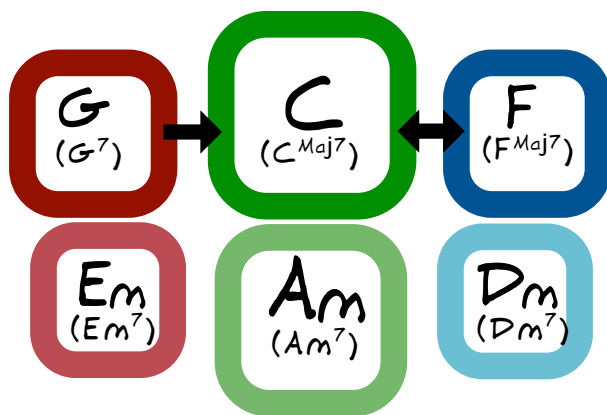


# BEAD Guides Chord Flow



Here's a slightly different look at the chords in the key of C arranged as guided by BEAD guides chord flow. The Major chords take center stage with the C major chord in the spotlight. When you change to either an F or G chord there's a feeling of wanting to return "home" to C. This sense is more pronounced when changing to the G chord, (even more so if it's a G7).

The minor chords can be lined up right under the major chords. Which reveals the relative minor of each major chord. These are the most common substitutes for each major chord. Em can sub in for G, Am for C, and Dm for F, or the reverse.



The three chords in a row starting with Bdim are another set of substitute chords. They line up with major chords as well: Bdim for G, Em for C, or Am for F, or the reverse. Bdim in particular has a bit of "edge" to it. Listen for what sounds good to you and use it.

Here's the whole set. All the chords kind of orbit around C. Mapping out the chords from BEAD Guides chord Flow give you a way to really see the relationships between the chords in a given key. But remember, it's still BEAD Guides chord flow. Neighbors sound good together. Also, see what happens if you make a neighboring chord that major minor, or vice versa. Experiment. Have fun.

